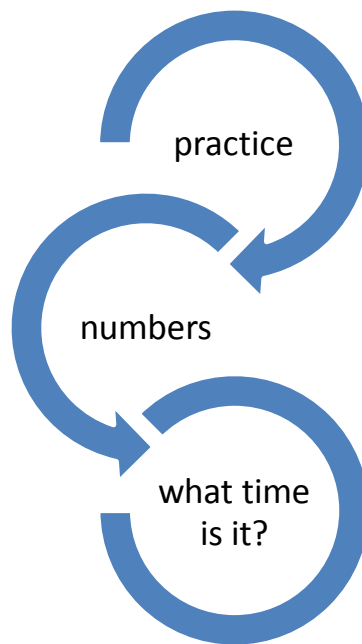


SECTION	8
THEME	8

Objective: Telling the time. What time is it.

Introduction: Practice numbers and common expressions.

Conceptual Map



Development:

1. Read and circle the correct time

Jason: Excuse me. What time is it?

Liz: Oh, it's **eight / nine** o'clock

Jason: Thank you

Liz: You're welcome



2. Write the numbers.

44 _____ 15 _____ 30 _____

50 _____ 25 _____ 10 _____

1. The time in English - Exercise 1

Link the following web page and answer the exercise

<http://www.englisch-hilfen.de/en/exercises/various/time.htm>

Explanation

Say the hours first and then the minutes.

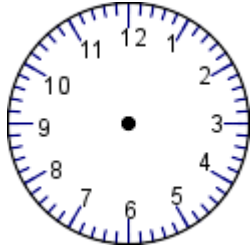
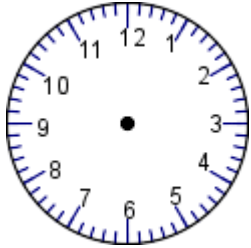
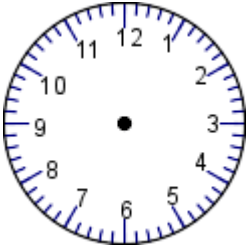
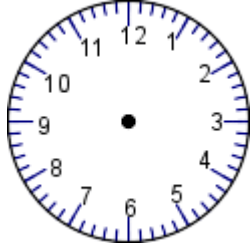
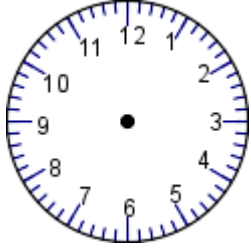
Example: 7:45 - seven forty-five

4. Listen exercise.

Link the following web page and answer the exercise

<http://www.esl-lab.com/eslbasic/clocks-watches-1.htm>

5. Draw the two hands in the clock to show and write the time.

1.  8:00	2.  12:00	3.  1:00
4.  6:00	5.  7:00	Nota: para señalar horas exactas usamos la expresión O'clock. Ejemplo: 5:00 = five o'clock

6. Match the sentences with the time shown.

1. It's five o'clock. _____

2. It's seven thirty. _____

3. It's one fifteen. _____

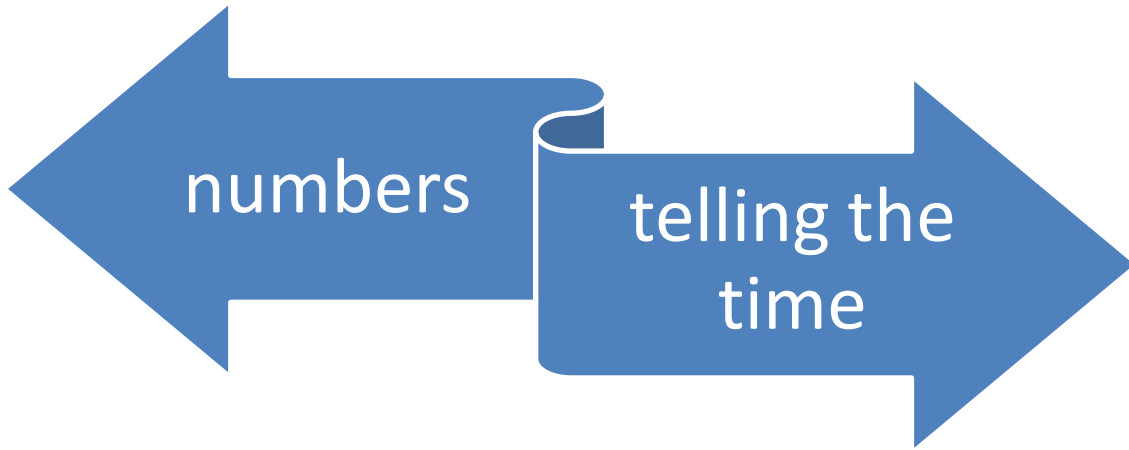
4. It's nine fifteen. _____

a. 1:15	b. 5:00	c. 10:10	d. 7:30
---------	---------	----------	---------

Watch the videos and practice numbers.

<http://www.youtube.com/watch?v=L2wBEDDiCzQ&feature=autoplay&list=PL67595EA1169C12FD&index=14&playnext>

Resume



Activities

Write the times. (1,2,3,4,5,6)

a. 1:35 _____ b. 2:30 _____ c. 5:00 _____

d. 8:15 _____ e. 10:55 _____ f. 7:25 _____

Write the numbers as words into the gaps.

77

11

48

29

13

21

53

40

99

Bibliography

Style 1 MacMillan

Elementary English Grammar The Heinemman ELT

Essential Grammar in Use Raymond Murphy Cambridge University Press

Beginning Lessons in English Isobel Y. Fisher and Robert J. Dixon.
